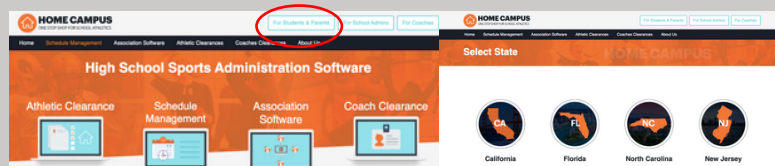


# ONLINE ATHLETIC CLEARANCE

**1 VISIT HOMECAMPUS.COM  
CLICK FOR PARENTS & STUDENTS  
SELECT STATE**



## Return Users

Log into existing account used in previous School Year.

## New Users

Create an account. Please register with a valid PARENT/GUARDIAN email address as the username and generate a password.

**2 SELECT START CLEARANCE HERE**

Type in School & Confirm Address  
Select Year  
Add Sports

Participating in multiple sports? Use Add New Sport button. Athletes participating in multiple sports will have to create clearances for each sport.

**3 COMPLETE ALL REQUIRED FIELDS**

Student Information, Parent/Guardian Information, Medical History, Signature Forms, and upload any File(s).

## Student Info & Parent Guardian Info

Type in Student & Parent/Guardian Information. This information will be saved for future clearances. Utilize the drop down menu to autofill information for subsequent clearances.

## Signatures

Sign required documents by typing in an EXACT match of what is on the Student & Parent/Guardian page.

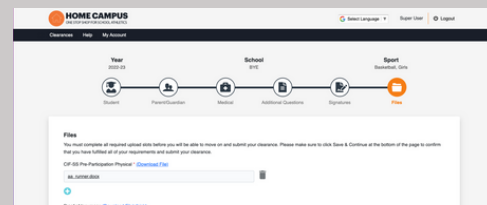
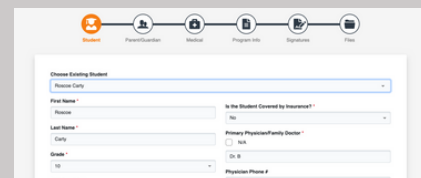
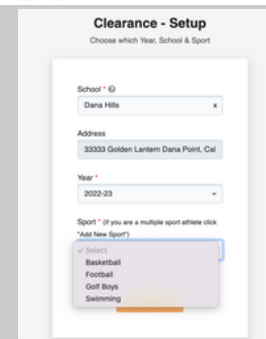
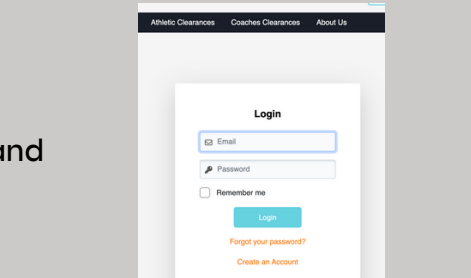
## Files

Click **+** to add a file. Browse from your computer for the file or select Choose Existing File to search for a previously uploaded file.

**MAKE SURE TO CLICK SAVE & CONTINUE  
AFTER COMPLETING THE FILES PAGE TO  
SUBMIT THE CLEARANCE.**

**4 CONFIRMATION MESSAGE**

Your clearance is ready for review by your school once you have reached the CONFIRMATION MESSAGE page.



**THE STUDENT IS NOT CLEARED YET!  
THE SCHOOL MUST REVIEW AND CLEAR THE STUDENT. AN EMAIL NOTIFICATION WILL BE  
SENT ONCE THE SCHOOL HAS REVIEWED AND CLEARED THE STUDENT FOR PARTICIPATION.**

**CONTACT HOME CAMPUS**

**SUPPORT@HOMECAMPUS.COM**

**ATHLETIC CLEARANCE HELP ARTICLES**